


# INDICATIVE PSLE SCORE RANGES FOR INDIVIDUAL SECONDARY SCHOOLS

**SUPPORTING STUDENTS AND PARENTS IN MAKING  
INFORMED SCHOOL CHOICES FOR PSLE 2021**

*Briefing Deck to P5/P6 Parents*



# OVERVIEW

## RECAP

- How PSLE Scoring Works
- How S1 Posting Works

## [NEW] SUPPORTING STUDENTS AND PARENTS IN MAKING INFORMED SCHOOL CHOICES

- Indicative PSLE Score Ranges for Individual Secondary Schools
  - Understanding the PSLE Score Ranges
  - School Choice Journey



# THE PSLE REMAINS AS A USEFUL CHECKPOINT


- The PSLE is a useful checkpoint at the end of primary school to help students, parents and teachers determine where each child's academic strengths lie.
- It guides students to a suitable academic programme and subject levels in secondary school – one that best suits their learning needs. In this way, students can learn and progress at a comfortable pace.
- The PSLE result also serves as a fair and transparent mechanism to determine secondary school posting.

***The PSLE is not the destination.  
It is part of our children's education journey.***



# THE PSLE CHANGES ARE PART OF A BIGGER STORY

Over the years, we have been fine-tuning the education system to help our students discover and develop their strengths and interests, while moving away from an over-emphasis on academic results. Our PSLE Scoring changes aim to reduce an **over-emphasis on academic results** by:



Reducing fine differentiation of students' examination results at a young age

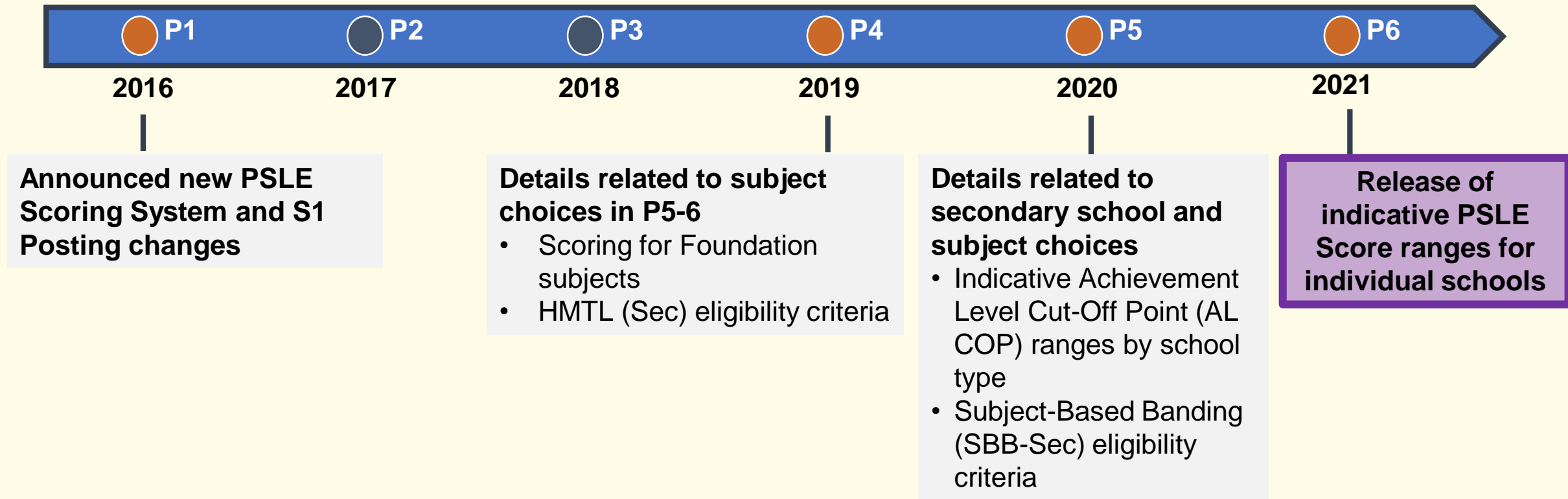


Recognising a student's level of achievement, regardless of how his/her peers have done



Offering students and parents a wider range of secondary schools to explore

# FAMILIARISING STUDENTS AND PARENTS WITH THE SYSTEM AND GUIDING THEM IN MAKING INFORMED SUBJECT & SCHOOL CHOICES



# HOW PSLE SCORING WORKS




# FROM T-SCORE TO SCORING BANDS

Unlike the T-score system, the students' AL for each subject will reflect their level of achievement, rather than how they have performed relative to their peers.

SUBJECT	GRADE
ENGLISH LANGUAGE	A
MOTHER TONGUE	A
MATHEMATICS	A*
SCIENCE	A*
<b>T-SCORE AGGREGATE</b>	<b>244</b>
<b>SECONDARY SCHOOL COURSE ELIGIBLE FOR</b>	<b>EXPRESS</b>

ENGLISH	AL 3
MOTHER TONGUE	AL 2
MATHEMATICS	AL 1
SCIENCE	AL 2
<hr/>	
<b>PSLE SCORE: 8</b>	



# FROM T-SCORE TO SCORING BANDS

**(a) Reduces fine differentiation of students' examination results**

- Students with similar scores in each subject will be grouped into wide scoring bands measured in 8 Achievement Levels (ALs).

**(b) Reflects a student's individual level of achievement**

- Unlike under the T-score system, students' ALs for each subject will reflect their level of achievement, rather than how they have performed relative to their peers.

<b>AL</b>	<b>RAW MARK RANGE</b>
1	$\geq 90$
2	85 – 89
3	80 – 84
4	75 – 79
5	65 – 74
6	45 – 64
7	20 – 44
8	$< 20$



# FOUNDATION LEVEL SUBJECT GRADES WILL ALSO BE LESS FINELY DIFFERENTIATED

- Foundation subject grades will also be graded in scoring bands from **AL A to C**.
- For the purpose of S1 Posting, AL A to AL C for Foundation level subjects will be **mapped to AL 6 to AL 8 of Standard level subjects respectively**, to derive a student's overall PSLE Score.
- Similar to the PSLE T-score system, this mapping is based on the learning and assessment load of the subjects, and informs students of their readiness to access the curriculum at the secondary level.

FOUNDATION LEVEL AL	FOUNDATION RAW MARK RANGE	EQUIVALENT STANDARD LEVEL AL
A	75 – 100	6
B	30 – 74	7
C	< 30	8

# 4 SUBJECT ALs WILL BE ADDED TO FORM THE OVERALL PSLE SCORE

- The PSLE Score replaces the T-score Aggregate.
- The PSLE Score can range from 4 – 32, with 4 being the best.
- Students will be placed in secondary school courses based on their PSLE Score – Express, Normal (Academic) or Normal (Technical).



ENGLISH LANGUAGE AL 3

MOTHER TONGUE LANGUAGE AL 2

MATHEMATICS AL 1

SCIENCE AL 2

**PSLE SCORE: 8**

PLACEMENT OUTCOME	PSLE SCORE
EXPRESS	4 – 20
EXPRESS / N(A) OPTION	21 – 22
N(A)	23 – 24
N(A) / N(T) OPTION	25
N(T)	26 – 30, with AL 7 or better in both EL and MA

*\*No requirement of scoring AL 7 or better in EL and/or MA*

*As announced in COS 2019, the Express, N(A) and N(T) courses will be phased out by 2024.*

# SUBJECT-BASED BANDING (SECONDARY)

## [SBB (SEC)] ELIGIBILITY CRITERIA

- SBB (Sec) provides students posted to the N(A) and (NT) courses with **greater flexibility** to take various subjects at a more demanding level based on their subject-specific strengths and aptitudes.
- Under the new PSLE Scoring System, the SBB (Sec) eligibility criteria is as follows:

FOR STUDENTS OFFERED THE N(A) OR N(T) COURSE	
PSLE SUBJECT GRADE	OPTION TO TAKE SUBJECT AT
AL 5 or better in a Standard level subject	Express level
AL 6 or better in a Standard level subject <u>OR</u> AL A in a Foundation level subject	N(A) level

- As students progress in secondary school, they will continue to have more opportunities to take subjects at more demanding levels based on their performance in school.

# SUBJECT-BASED BANDING (SECONDARY) [SBB (SEC)] ELIGIBILITY CRITERIA

English

Mother Tongue

Math

Science



## Bryan

ENGLISH	AL6
MOTHER TONGUE	AL6
MATHEMATICS	AL5
SCIENCE	AL6

---

**PSLE SCORE: 23**

Offered N(A) course

# SUBJECT-BASED BANDING (SECONDARY) [SBB (SEC)] ELIGIBILITY CRITERIA

N(A)  
English

N(A)  
Mother Tongue

Express  
Math

N(A)  
Science

With SBB




## Bryan

ENGLISH	AL6
MOTHER TONGUE	AL6
MATHEMATICS	AL5
SCIENCE	AL6

---

**PSLE SCORE: 23**  
Offered N(A) course

# HOW S1 POSTING WORKS



# CHOICE ORDER OF SCHOOLS WILL MATTER MORE

- Students continue to have **six choices** in selecting their secondary schools.
- Students will be posted to a secondary school based on academic merit, i.e. PSLE Score, and their school choice rank order.
- If two students with the same PSLE Score vie for the last remaining place in a school, the following tie-breakers will be used in the following order:
  1. CITIZENSHIP
  2. CHOICE ORDER OF SCHOOLS **NEW!**
  3. COMPUTERISED BALLOTING
- The new tie-breaker based on school choice order recognises the different considerations that families have in making school choices.



New

# INDICATIVE PSLE SCORE RANGES FOR INDIVIDUAL SECONDARY SCHOOLS





# INDICATIVE PSLE SCORE RANGES FOR ALL SECONDARY SCHOOLS

- MOE has generated the indicative PSLE Score ranges for individual secondary schools from students' PSLE results and school choice patterns at the 2020 S1 Posting Exercise.
- As T-score was still being used in last year's S1 Posting Exercise, the PSLE Score ranges for individual secondary schools are **indicative** as they were simulated using the 2020 PSLE cohort results and students' school choices in that same year.
- Similar to the T-score system, the school's PSLE Score range for a particular year is not pre-determined, and may vary from year to year, depending on the cohort's PSLE results and their school choices in the previous year's S1 Posting Exercise.
- The **indicative** PSLE Score range of a school serves as a guide for students and parents to shortlist school choices that would best fit a student's educational needs. This should be considered alongside other factors, such as the school's programmes, culture, ethos, Co-Curricular Activities, and proximity to home.
- The indicative PSLE Score ranges for individual secondary schools will be made available on <https://moe.gov.sg/schoolfinder> and <https://go.gov.sg/exploreschools>.



## SchoolFinder Tool




<https://www.moe.gov.sg/schoolfinder>

## MySkillsFuture Portal



<https://go.gov.sg/exploreschools>

# CHOOSING A SUITABLE SECONDARY SCHOOL



# SCHOOL CHOICE JOURNEY

- The PSLE Score ranges are a useful reference point for parents and students to consider secondary schools.
- Parents and students are encouraged to use this information, together with other factors such as the secondary schools' distinctive programmes, CCAs, ethos and cultures, to shortlist schools that would best fit the educational needs of the student.
- Parents and students may consider DSA-Sec as an alternative admission pathway to access their preferred secondary school.



# CONSIDERATIONS FOR CHOOSING A SECONDARY SCHOOL

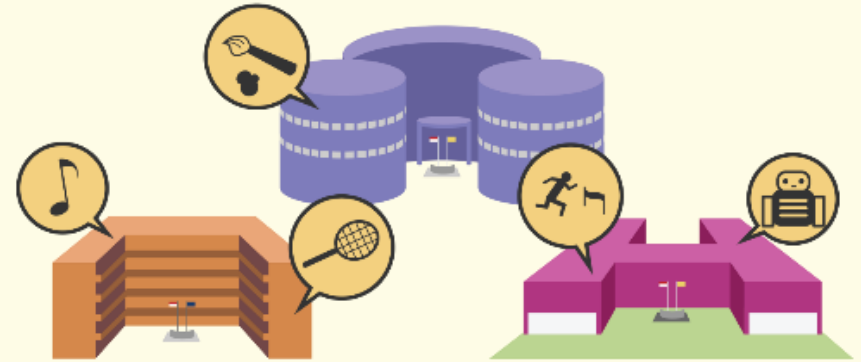
When making school choices in order to find a school that would help the child learn and thrive best:

CONSIDER



YOUR CHILD'S LEARNING NEEDS

AND



WHAT SCHOOLS CAN OFFER

# CONSIDERATIONS FOR CHOOSING A SECONDARY SCHOOL

## Consider your child's strengths, interests and abilities

- **Discuss the options with your child, with the following considerations:**
  - **School culture:** What is the school's culture and ethos?
  - **Programmes, subjects and CCAs offered:** Can the school support and develop your child's interests, strengths and abilities?
  - **Location and transport options:** Is it too far from home? How will your child get to school?
- **Shortlist schools that offer programmes that cater to the child's strengths and interests, and that provide suitable learning environments**
  - Refer to SchoolFinder and the MySkillsFuture Portal for information on the schools' location, school type, CCAs, programmes and subjects they offer to shortlist schools that meet your child learning needs. Refer to the secondary schools' websites and visit their open houses.

# CONSIDERATIONS FOR CHOOSING A SECONDARY SCHOOL

Parents may use this guide to start thinking about factors to consider as you shortlist secondary schools with your child. You can visit the PSLE-FSBB Microsite to get a copy of this guide and other resources.

**A SECONDARY SCHOOL THAT'S SUITABLE FOR YOUR CHILD**

Help them match to their strengths and interests.

**ASK:**  
 What are their strengths, interests, and abilities?

- What kind of courses, programmes and opportunities will develop these?
- Will the pace of learning be suitable for them?

**CONSIDER:**

- o School Culture
- o Courses
- o Programmes, Subjects and CCAs Offered
- o Location and Transport
- o If your child has Special Educational Needs  
 Select schools with specialised facilities or resources.

**SUBMIT:**

- o 6 School Options  
 So that your child is more likely to get into a school of choice.
- o Schools with Different Cut-Off Points  
 Consider at least 2-3 schools where your child's PSLE Score is better than the school's Cut-Off Point.

**REFER TO:**

**MOE's SchoolFinder**  
 Check out schools based on subjects offered, co-curricular activities, location and contact information.

**YOUR RANKING OF SCHOOL CHOICES MATTERS.**

The higher you rank your preferred school in your choice order, the better your child's chance of being posted there if there is a tie-breaker.

Do note that schools' PSLE Score ranges can vary from year to year, since they depend on each cohort's performance and choice patterns.

Ministry of Education Singapore

# EXAMPLE: BRYAN'S JOURNEY

Bryan is in P6. Bryan had previously shortlisted 10 secondary schools based on his strengths and interests during the start of the year. Now that he has received his PSLE results, he has to decide on his 6 school options. **How should he go about it?**

## BRYAN

### Strengths and interests

- **Sports**, especially in **basketball** and **football**
- **Outdoor adventure**
- **Science**



PSLE Score: 16

ENGLISH	AL 3
MOTHER TONGUE	AL 4
MATHEMATICS	AL 5
SCIENCE	AL 4

**PSLE SCORE: 16**

## EXAMPLE: BRYAN'S JOURNEY

Bryan reviews his shortlisted choices based on his PSLE Score and their PSLE Score ranges. He considers the distance from his home to the schools and makes a note on the schools that are nearer his home that have programmes that he is interested in (related to sports and science, with basketball or football CCAs).

After exploring several options, Bryan is interested in the following schools because they have Cut-Off Points (COPs) around his PSLE Score, offer sports programmes, basketball and football as CCAs, and science-related ALPs.

### Secondary School A

ALP: Game Design and Robotics

LLP: Sports and Outdoor Education

CCAs: Offers basketball, football

Indicative PSLE Score range: 14 - 17

### Secondary School H

ALP: Robotics and Automation

LLP: Community and Youth Leadership

CCAs: Offers basketball, football

Indicative PSLE Score range: 11 - 16

### Secondary School M

ALP: Enhanced Music Programme

LLP: Digital Media

CCAs: Offers basketball, football

Indicative PSLE Score range: 15 - 18



## EXAMPLE: BRYAN'S JOURNEY

Keeping in mind that he has **6** school options, Bryan also considers **other possible choices** near his home:

### Secondary School E

ALP: Environmental Science and Sustainable Living

LLP: Music and Performing Arts

CCAs: Offers basketball, football

Indicative PSLE Score range: 13 - 17

### Secondary School T

ALP: Digital Media

LLP: Sports and Outdoor Education

CCAs: Offers basketball, football

Indicative PSLE Score range: 15 - 19

### Secondary School P

ALP: Aerospace Engineering

LLP: Community and Youth Leadership

CCAs: Offers football

Indicative PSLE Score range: 17 - 20

Bryan **visits these schools' virtual open houses** with his parents to find out more about their **programmes** and the **school culture**. Through the virtual session, he hears from their students their experiences.

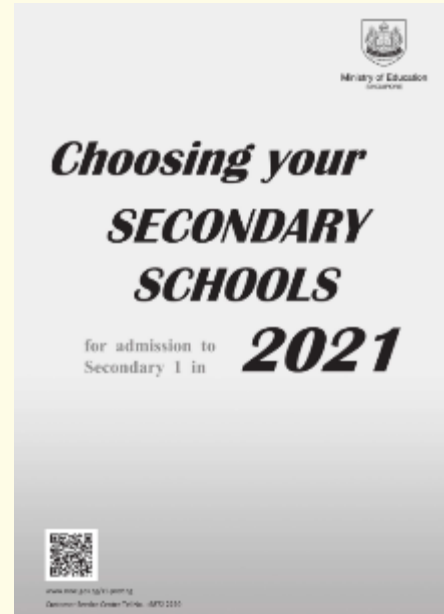

Bryan is ready to consider how to rank and submit all his six school options for the S1 Posting Exercise. He also includes a few schools where his PSLE Score is better than the school's Cut-Off Point (COP) as the indicative PSLE Score ranges may vary from year to year.

*Note: Depending on your child's PSLE Score, he/she may be offered a course option. If your child is eligible for 2 courses, he/she must choose 1 course before submitting his/her school choices. The selected course will apply to all the school choices.*

# IN SUMMARY WHEN PREPARING FOR S1 POSTING EXERCISE

- **Use all 6 options with a range of Cut-Off Points**
  - This will increase the student's chances of being posted to a school of their choice, especially since more students will fall within the same PSLE Score range.
- **Take reference from schools' PSLE Score ranges in previous years**
  - This serves as a guide for students and parents to shortlist school choices as schools' Cut-Off Points are not pre-determined in that year of posting.
  - Consider at least 2-3 schools where your child's PSLE Score is better than the school's Cut-Off Point.
- **Shortlist schools that offer programmes that cater to the student's strengths and interests, and that provide suitable learning environments**
  - Refer to SchoolFinder and the MySkillsFuture Portal for information on the schools' location, school type, CCAs, programmes and subjects they offer to shortlist schools that meet your child's learning needs. Parents may also refer to the secondary schools' websites and visit their open houses.
- **Rank your preferred school higher in your school choice order**
  - This will increase the students' chances of being posted to that school, if there is a tie-breaker.

# PREPARING FOR S1 POSTING EXERCISE



- Release of PSLE results
- Submission of Secondary 1 Option Form
- Release of School Posting results



# FIND OUT MORE ON THE PSLE-FSBB MICROSITE!



<https://go.gov.sg/pslefsbb>



# PSLE SCORE CALCULATOR ON PSLE-FSBB MICROSITE

Use the PSLE Score Calculator below to find out.

English Language

Select Score



Mathematics

Select Score



Science

Select Score



Mother Tongue Language

Select Score



- My child is / I am exempted from taking Mother Tongue Language, or is taking an Asian Language / Foreign Language in lieu of a Mother Tongue Language
- My child is / I am taking Higher Mother Tongue Language

Calculate



Use the PSLE Score Calculator below to find out.

## PSLE Score

Subject	AL
English Language	4
Mathematics	3
Science	6
Mother Tongue Language	6
<b>PSLE Score*</b>	<b>19</b>

\* The PSLE Score is generated based on the AL scores of individual subjects keyed into the calculator.

## Course Placement

Your child is / You are eligible for the Express course.

Link to PSLE-FSBB Microsite



<https://go.gov.sg/pslefsbb>

# OTHER RESOURCES

1

SchoolFinder Tool



<https://go.gov.sg/secschoolfinder>

2

Secondary School Education Booklet



<https://go.gov.sg/secsch-booklet>

3

Open House Dates



<https://go.gov.sg/openhouse-2021>  
*(Ready from May 2021)*

4

ECG Parent Guide



<https://go.gov.sg/ecg-parentguide>

# RESOURCES

## TOP QUESTIONS ON THE NEW PSLE SCORING SYSTEM



### Part 1

<https://go.gov.sg/psle-explainer-1>



### Part 2

<https://go.gov.sg/psle-explainer-2>





# OUR JOURNEY FORWARD

- **MOE will continue to ensure our students, parents, and schools have the support they need during this transition.**





# THANK YOU

